

Products /  **CASTALDI** / TELLUX D42 / D42 TELLUX/T1 / D42K/T1-3LWN-NB

## TELLUX D42 D42K/T1-3LWN-NB

### TECHNICAL DATA

#### GENERAL

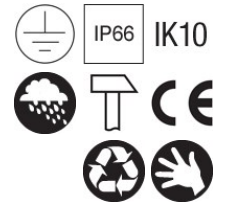


Item code	D42K/T1-3LWN-NB
Place installation	outdoor
Name	D42 TELLUX/T1 / D42K/T1-3LWN-NB ceiling recessed, downlights
Note	5000K on request.
Standard colour	stainless steel frame sandblasted
Environments	façades and architectural works, wellness, hallway, conference hall, places of worship



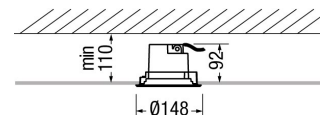
#### PHYSICAL

Installation type	ceiling recessed, downlights
Mounting type	frame
Painting	Polyester powder coating, with a pluri-processed against corrosion (passed the exposure of over 1500 hours in a saline mist environment).
Screws	AISI 304 stainless steel screws.
Seals	Silicone Rubber.
Body	AISI 316 stainless steel trim satin finish. Corrosion resistant die-cast aluminium body.



#### DIMENSIONS

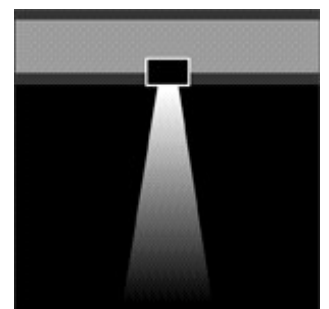
D: Total diameter device (mm)	148
Built-in shaped	Round
Diameter built-in (mm)	135
Built-in depth (mm)	110
Weight (kg)	1,2
Volume piece packed (m3)	0,03



Ø 135  
hole dimension for ceiling  
dimensioni foro per incasso

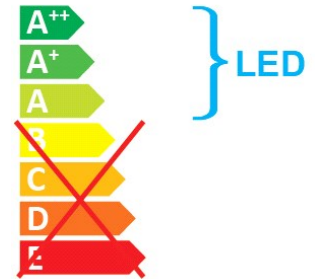
#### OPTICAL SYSTEMS

Opening beam	narrow
Adjustable	Yes
Horizontal rotation	±45°
Vertical tilt	±25°
Optical System	Tempered safety glass - 8 mm thickness, mechanical and thermal shock resistant.



## ENERGY SAVING

This luminaire contains built-in LED lamps  
The lamps cannot be changed in the luminaire



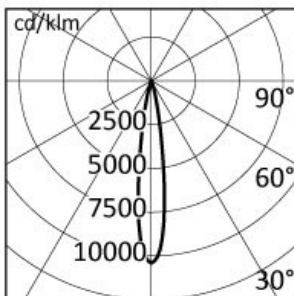
## SOURCES

Source Type	Source Power	System Power	Source	Lamp Socket	Sources Temperature Colour	Nominal Flux	Output Flux	Source description
LED	-	4,4W	-	-	4000K	-	275 lm	-

## ELECTRICAL

Ballast type	Electronic
Mounting ballast type	Integral
Line input	Pre-wired and tested with resin sealed watertight H07RN-F cable (for a fast and secure connection to the main power line, use ACS/CR1 connector or similar).
Voltage	220-240V
Frequency	50-60Hz

## PHOTOMETRICS



h (m)	Ø (m)	γ=0.0 α=β=16°	Emed(lx)
1.00	0.28		1840
2.00	0.55		460
3.00	0.83		204
4.00	1.10		115
5.00	1.38		74

## NORMS / DIRECTIVES

Norms	EN 60598-1, EN 60598-2-2
Directives	2014/35/UE, 2014/30/UE

## ACCESSORIES

## OPTIONAL ACCESSORIES

### Electrical

Accessory code	ACS/CR1
Technical description	Fast IP68 connector 1bar (10m-1h) for cable Ø7-12mm - 3x1.5mm.



Accessory code	ACS/CR6
Technical description	4 ways IP68 wiring box for cable Ø5-14mm - 3x1,5mm.

